

# 180 Sport

## 2004



### FEATURES

- Limited lifetime warranty on hull and deck.
- Finished fiberglass floor and stringer system.
- Optional gel-coat graphics in black, blue, green, red or yellow.
- Molded aft seat bases in motorbox base are integrated into the deck for strong one-piece structure.
- LCD hourmeter in tachometer.
- Power-assisted steering.
- Clamshell motorbox with two gas-assist lifts.
- Tilt steering wheel.
- Painted trailer with swing-away tongue.
- Clarion® AM/FM/CD stereo standard.

### SEA RAY SPORT BOATS 2004

#### 180 SPORT

Overall length	17' 6"	5.33 m
Beam	7' 0"	2.13 m
Draft		
(Stern drive down)	35"	88.9 cm
(Stern drive up)	18"	45.7 cm
Dry weight	2,100 lbs	953 kg
Fuel capacity	21 gal	79.5 L
Dead rise	19°	19°
Max persons/weight	7/900 lbs	408.2 kg
(MWC) Max weight		
Persons/gear	980 lbs	444.5 kg

*Sea Ray*

# 180 Sport

2004

## Features and Standard Equipment

### HULL & DECK FEATURES

Bow & Stern Eyes, Stainless Steel  
Cleats, Thru-Bolted - Stainless Steel (4)  
Deck, Integral Bow & Aft Seating  
Drain Plug, Brass-Threaded - Garboard  
Gel-Coat, Pearl  
Hardware, Stainless Steel  
Light, Stern - Removable  
Lights, Navigation - Stainless Steel  
Midship Fender Locks (2)  
Resin, High-Performance Vinyl Ester  
Rub Rail, PVC w/Vinyl Insert  
Shrink Wrap, Reusable Cover  
Ski Tow Eye, Stainless Steel  
Swim Platform, Integral  
w/Stainless Steel Two-Step Swim Ladder & Grab Handle  
Vent System, Engine Compartment - Integral  
Windshield, Custom Three-Piece  
Tempered/Tinted Curved Glass w/Walk-Thru

### Certifications:

Meets Applicable USCG & ABYC Standards  
NMMA Certification

### COCKPIT FEATURES

Armrests, Integral  
Beverage Holders (6)  
Dash w/Visor, Custom Soft-Touch  
Floor, Finished Fiberglass  
Glove Box, Lockable - Soft-Touch  
Grab Handles  
Outlet, 12V Accessory  
Stereo, 12V AM/FM Single CD (Clarion®)  
w/Weatherproof Speakers (2)  
Storage, Netting - Under Port Dash  
Storage, Side Panels  
Storage, Ski/Wakeboard w/Vinyl Matting & Gas-Assisted Fiberglass Lid  
Stringer System, Fiberglass  
Vinyl, Marine-Grade w/Mildew & UV Protection

### TECHNICAL

#### Helm:

Horn  
Instrumentation, Custom Sea Ray®  
Backlit w/Low-Glare Night Lighting (Includes:  
Fuel, Oil Pressure, Speedometer, Tachometer  
w/LCD Hourmeter, Trim, Water Temperature)  
Shift & Throttle Lever w/Trim Switch & Ignition Cutout Switch  
Steering, Power-Assisted  
Steering, Tilt Wheel  
Steering Wheel, Custom-Padded  
Switches, Illuminated Weatherproof Rockers  
w/ISO Symbols  
Tilt & Trim, Power

#### Electrical Systems:

Battery Tray w/Mount  
Fuse Block  
Wiring, Color-Coded w/Chafe Protection

#### Engine Compartment:

Bilge Pump, 12V Automatic  
Blower, 12V Bilge  
Fire Extinguisher Discharge Port  
Gel-Coated Engine Compartment  
Insulated Engine Compartment

#### Fuel System:

Fuel Lines, USCG - Type A-1  
Fuel Tank w/Anti-Siphon Valve & Electric Sending Unit

#### Trailer, Single-Axle - Painted:

Bearing Protection  
Lights, Waterproof  
Safety Chains  
Straps, Transom Tie-Down  
Tires, Radial  
Tongue, Swing-Away  
Tongue Jack, Swivel  
Winch Stand, Adjustable w/Nylon Strap & Hook

### STANDARD PROPULSION

3.0L Alpha I MCM Stern Drive  
(135 hp - 101 kW)  
Propeller, Aluminum

### Options/Accessories

#### OPTIONAL PACKAGES

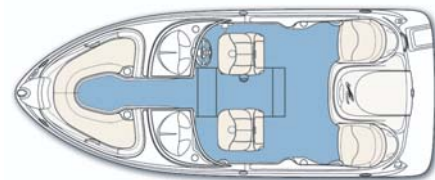
##### Canvas Package - Convertible Top:

Aft Curtain  
Canvas Storage Bag  
Cockpit Cover  
Convertible Top  
Side Curtains  
Tonneau Cover  
Top Boot

#### INDIVIDUAL OPTIONS

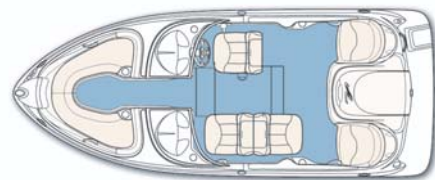
Canvas, Bimini Top w/Boot  
Canvas, Cockpit Cover/Tonneau Cover  
w/Canvas Storage Bag  
Canvas, Travel/Storage Cover  
Carpet Liner, Snap-In  
Depth Finder  
Graphics, Two-Tone Gel-Coat (Black, Blue, Green, Red or Yellow)  
Stereo, Premier Upgrade w/Amplifier,  
4 Speakers & Digital Remote Control  
Trailer Options  
- Galvanized Trailer  
- Galvanized Trailer w/Disc Brakes  
- Painted Trailer w/Brakes

CE Option



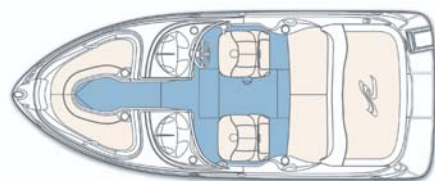
#### Standard Seating Plan

Bucket Seats (2)  
(w/swivel function; slider on helm only)  
Aft Jump Seats  
Motorbox



#### Optional Seating Plan

Bucket Seat, Helm  
(w/slider & swivel functions)  
Port Back-to-Back Lounger  
Aft Jump Seats  
Motorbox



#### Optional Seating Plan

Bucket Seats (2)  
(w/swivel function; slider on helm only)  
Aft Bench Seat  
Full Sun Pad

NOTE: Boats which are ordered with 220V/50 Cycle Electrical Systems will be installed with the appropriate appliances in the corresponding voltage.

Sea Ray Boats, 2600 Sea Ray Blvd., Knoxville, TN 37914. For information call 1-800-SRBOATS or fax 1-636-326-3282. Internet address: <http://www.searay.com>  
Note: Not all accessories shown in pictures or described herein are standard equipment or even available as options. Options and features are subject to change without notice. Not all model year boats may contain all the features or meet the specifications described herein. Confirm availability of all accessories and equipment with an authorized Sea Ray dealer prior to purchase. Printed in the U.S.A. July 2003 ©Sea Ray Boats.

